

# NU800HRV PRODUCT INFORMATION SHEET

## CORE

Polypropylene crossflow core. Nu-Air part #PC1720A.  
Dimensions: 17.5" L x 17.5" W x 20" H.

## ELECTRICAL

115Volt, 60Hz. Single point power connection.  
Unit FLA: 9.8 Amps MCA: 12.3 Amps MOCP: 20 Amps  
Factory installed disconnect available upon request.

## MOTORS

2 x 1/3HP 2 speed PSC motors. 1075 RPM. Nu-Air Part #50257.

## BLOWERS

2 x DWDI direct drive blowers. Nu-Air Part #50778.

## CABINET

The case is constructed of 22 Ga galvanized steel that is fully insulated with 1" foil faced fiberglass insulation.  
Pre-painted white aluminum finish upgrade available upon request. Drain connections: 1/2"(2). Nu-Air drain fitting part #50362.  
Cabinet Dimensions: 54" L x 30" H x 23" W.  
Duct connections: 14" x 8".

## CONFIGURATION

Available in standard 'C' or reverse 'G' configuration. See drawings.

## ELECTRONICS

Integrated microprocessor. Built in interlock contacts.  
24V circuit protection with self resetting fuse.  
12VDC and/or 24V connection for remote control with mechanical switch or any Nu-Air control.

## DEFROST OPTIONS

Model **NU800FP** – Supply fan shuts down while exhaust air defrosts core.  
Model **NU800DP** – Bypass damper routes indoor air to defrost core.

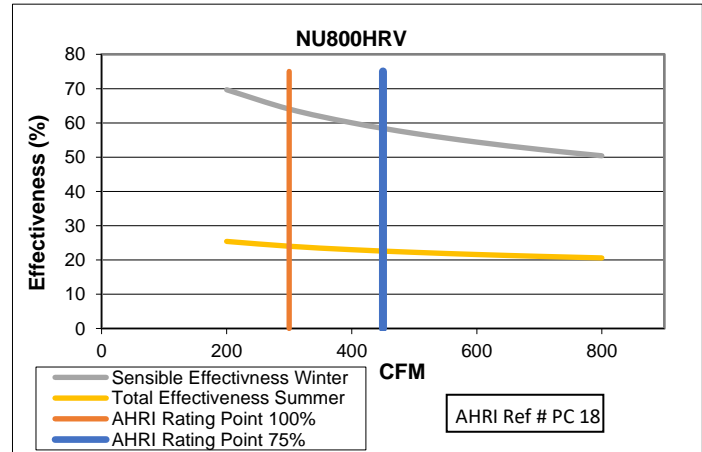
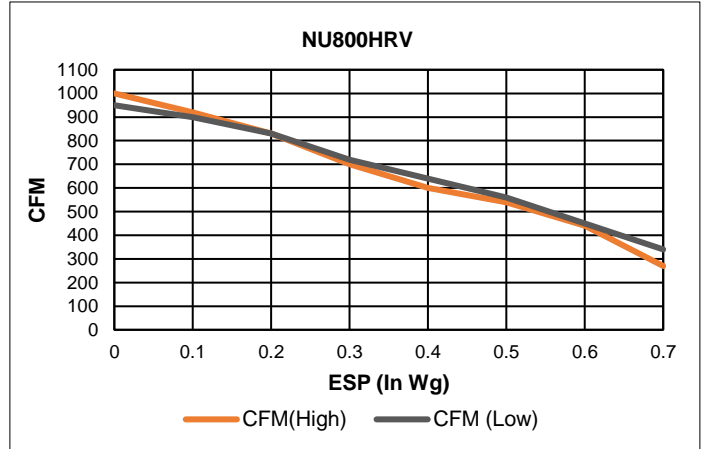
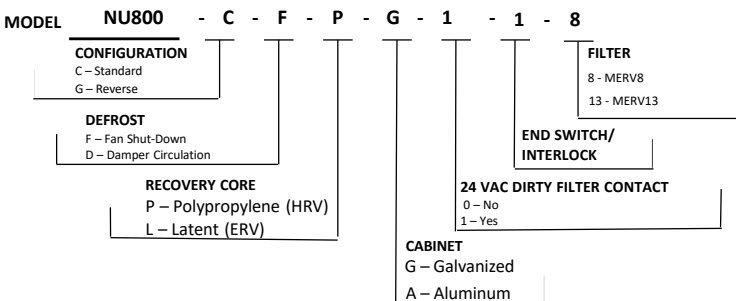
**WEIGHT** – 255lbs/115.7kg    **SHIPPING WEIGHT** – 280lbs/127kg

## FILTERS

2 Filters @ 16" x 20" x 1".  
1" pleated MERV8 filters in supply and exhaust airstreams.  
MERV13 filter upgrade available upon request.  
Dirty filter contacts available upon request.

Filter	Type	Part #	Qty
MERV8	1" Pleated	50162	2
MERV13	1" Pleated	50807	2

## NOMENCLATURE EXAMPLE



## CONTROL OPTIONS

12 VDC controls available

Lumina (NAV-561) - Digital wall mounted control c/w Dehumidistat timer functions filter change indicator

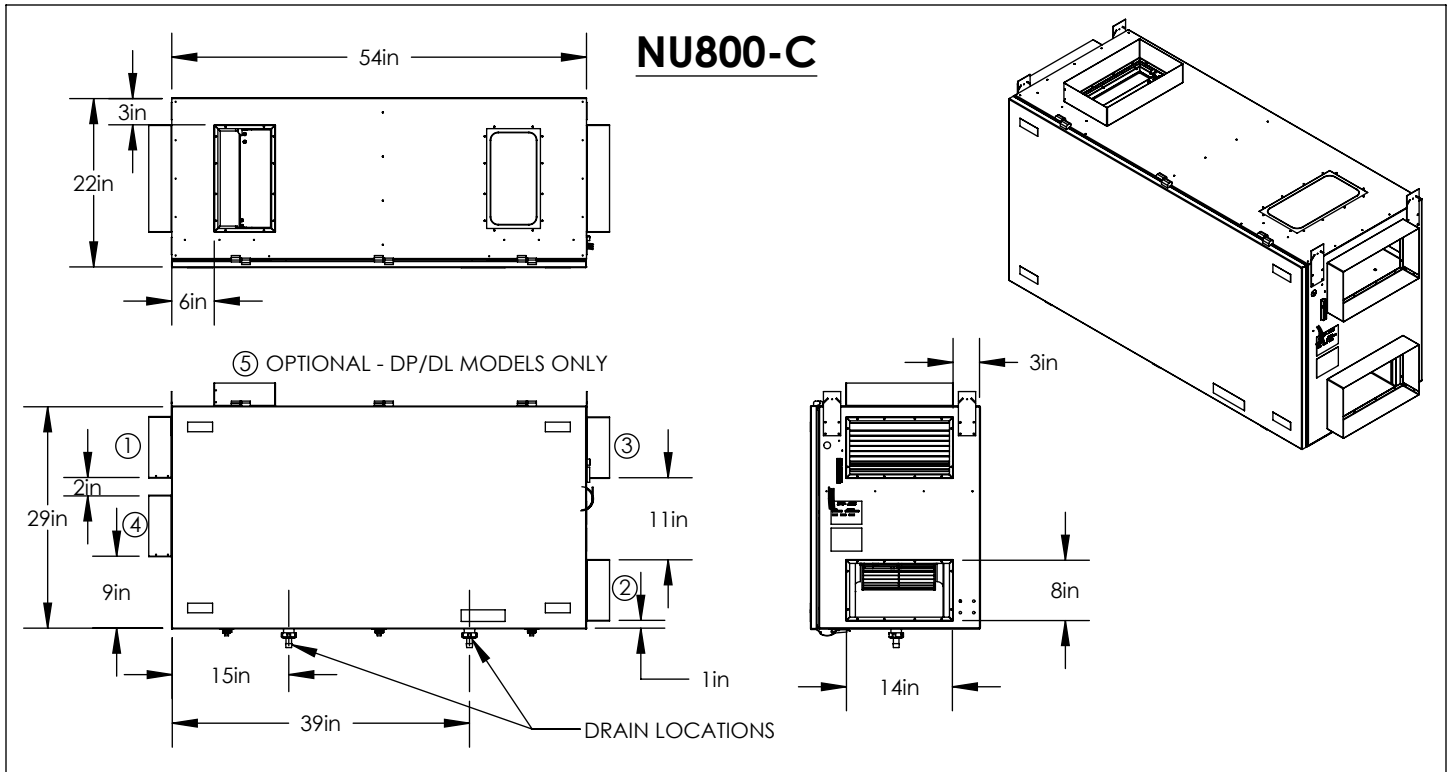
24 V controls available

**NAV-460** - 20/40/60 minute timer  
t t u m i t n t r  
u m i t n t r /  
/ t n / n t i n u u / n t e r m i t t e n t  
20 20 minute u t t n t i m e r u t 6 e r u n i t

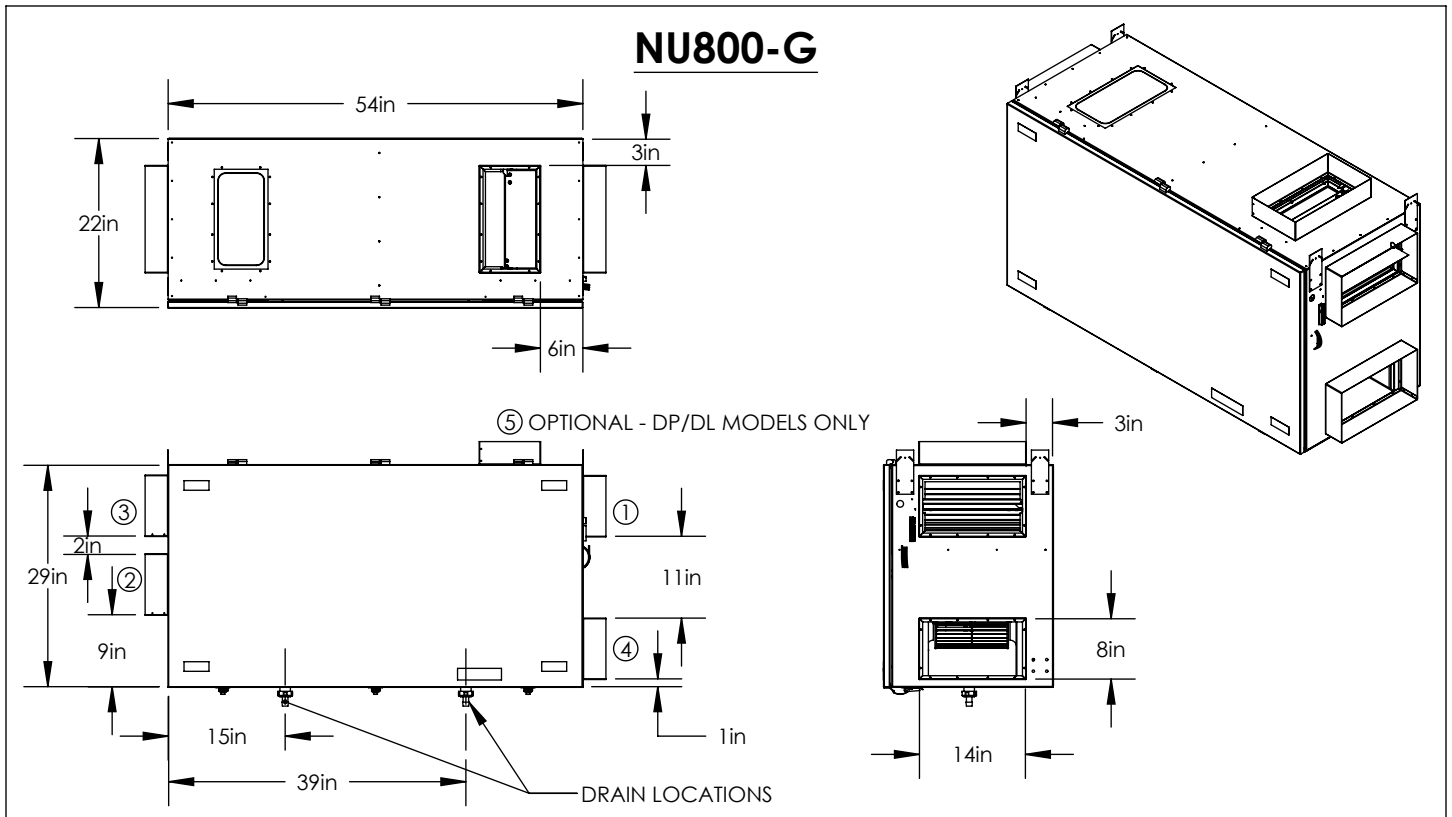
**WARRANTY** - Provided installation is in accordance with instruction 5 year warranty on the ERV core and a 2 year warranty on replacement parts.

Distributed by:

# NU800 CONFIGURATION DRAWINGS



1 - OUTSIDE AIR / FRESH AIR FROM OUTSIDE	2 - SUPPLY AIR / FRESH AIR TO SPACE	3 - RETURN AIR / EXHAUST AIR FROM SPACE	4 - EXHAUST AIR / EXHAUST AIR TO OUTSIDE	5 - DEFROST AIR (OPTIONAL - DP/DL MODELS ONLY)
--	-------------------------------------	---	--	--



In the interest of product improvement, Nu-Air reserves the right to change specifications without notice.