

## FIT® 120E-D Fresh Air Appliance (FAA/ERV)

Product #: 463403



With an integrated mechanical shutoff damper, the FIT® 120E-D fresh air appliance gives you options to meet your desired installation scheme.

The FIT 120E-D, designed for multi-family applications, brings a continuous supply of fresh air into the premises while exhausting an equal amount of contaminated air out. As such, the energy recovery core transfers both heat and moisture from the outgoing exhaust air to the incoming fresh air, reducing the energy required to condition it.

### Features

- Warm supply and return air on the right-hand side
- Compact design
- No drain required
- Mechanical shutoff damper
- Easy to install on ceiling or wall with mounting bracket included
- Energy recovery core
- Electrostatic filters (washable)
- Removable screw terminal for easy connection with external access
- Multiple speed operation
- Lightweight

### Recommended Controls


- ECO-Feel® AUTO IAQ – Automatic IAQ Control

### Also Compatible With

- ECO-Touch® AUTO IAQ – Programmable Touch Screen Wall Control
- EDF8 – Electronic multi-function dehumidistat
- EDF3 – Multi-function control
- RTS-W – Wireless 20/40/60 minute over-ride
- RTS5 – 20/40/60 minute over-ride
- RTS2 – 20 minute over-ride
- MDEH1 – Dehumidistat

### Specifications

- Duct size – 5 in. (125 mm) round
- Voltage/Phase – 120/1
- Rated power – 120 W
- Running amperage – 1.0 A
- CSA rated amperage – 1.4 A
- Average airflow – 127 cfm (60 L/s) @ 0.4 in. wg (100 Pa)
- Weight – 35lbs (16kg) including core



FIT	120	E	-	D
Product Name	CFM @ 0.4 in. w.g.	Energy Recovery		Damper

### Fans

Two (2) factory-balanced fans with backward curved blades. Motors come with permanently lubricated, sealed ball-bearings to guarantee long life and maintenance-free operation.

### Energy Recovery Core

Energy recovery core made from water vapor transport durable polymer membrane that is highly permeable to humidity. The ERV core is freeze tolerant, water washable, and is resistant to mold and bacteria. Core dimensions are 12 in. x 12 in. (305 x 305mm) with a 8.15 in. (207mm) depth.

### Frost Prevention

A preset frost prevention sequence is activated at an outdoor air temperature of 14°F (-10°C) and lower. During the sequence, the supply blower shuts down, the mechanical shutoff damper closes & the exhaust blower switches into high speed to maximize the effectiveness of the frost prevention strategy. The unit then returns to normal operation, and continues the cycle.

### Serviceability

Core, filters, fans and electronic panel can be accessed easily. Core conveniently slides out with only 8.5 in. (216mm) clearance.

### Duct Connections

5 in. (125mm) round metal duct connections with rubberized seal.

### Case

22 gauge galvanized steel cabinet with a pre-painted steel corrosion resistant door.

### Insulation

Insulated with 3/4 in. (20 mm) high density expanded polystyrene.

### Filters

Two (2) washable electrostatic panel type air filters 11.3 in. (287mm) x 8.15 in. (207mm) x 0.125 in. (3mm).

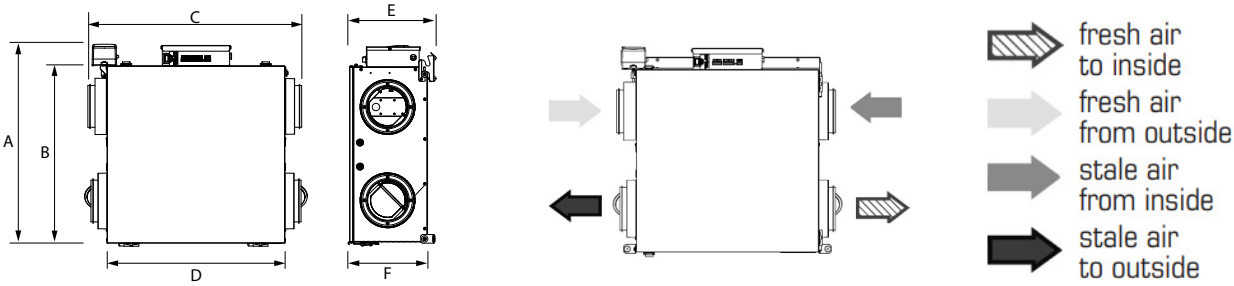
### Installation

Unit is typically hung by using ceiling bracket supplied with unit. Optional chain kit available.

### Limited Warranty

7 years on the motor, 5 years on the electrical components and the core.

## Dimensions & Airflow

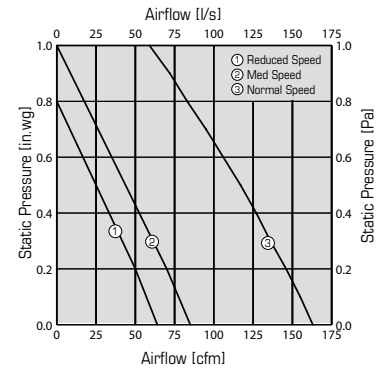


Model	A		B		C		D		E		F	
	in	mm	in	mm	in	mm	in	mm	in	mm	in	mm
FIT 120E-D	23 5/8	600	20 3/4	527	25	634	20 7/8	529	10	254	9 1/4	235

Clearance of 8.5 in. (216mm) in front of the appliance is recommended for removal of core. All appliances feature three foot plug-in power cord with 3-prong plug.

## Ventilation Performance

in.w.g. (Pa)	0.1 (25)	0.2 (50)	0.3 (75)	0.4 (100)	0.5 (125)	0.6 (150)	0.7 (175)	0.8 (200)
	cfm (L/s)	cfm (L/s)	cfm (L/s)	cfm (L/s)	cfm (L/s)	cfm (L/s)	cfm (L/s)	cfm (L/s)
Net supply airflow	155 (73)	146 (69)	136 (64)	127 (60)	117 (55)	106 (50)	95 (45)	83 (39)
Gross supply airflow	159 (75)	150 (71)	140 (66)	129 (61)	119 (56)	108 (51)	97 (46)	87 (41)
Gross exhaust airflow	163 (77)	153 (72)	142 (67)	131 (62)	123 (58)	112 (53)	100 (47)	89 (42)



## Energy performance

	Supply temperature		Net airflow		Consumed power	Sensible recovery efficiency	Adjusted sensible recovery efficiency	Latent recovery/moisture transfer
	°F	°C	cfm	L/s	W	%	%	%
Heating	32	0	51	24	55	74	81	76
	32	0	68	32	63	69	75	71
	32	0	131	62	104	64	69	60
	-13	-25	51	24	55	61	63	54
	Supply temperature		Net airflow		Consumed power	Total recovery efficiency	Adjusted Total recovery efficiency	Latent recovery/moisture transfer
	°F	°C	cfm	L/s	W	%	%	%
Cooling	95	35	51	24	55	64	68	68

## Requirements and standards

- Complies with the UL 1812 requirements regulating the construction and installation of Heat Recovery Ventilators
- Complies with the CSA C22.2 no. 113 Standard applicable to ventilators
- Complies with the CSA F326 requirements regulating the installation of Heat Recovery Ventilators
- Technical data was obtained from published results of test relating to CSA C439 Standards
- HVI certified

## Contacts

Submitted by: _____	Date: _____
Quantity: _____ Model: _____	Project #: _____
Comments: _____	
Location: _____	
Architect: _____	
Engineer: _____	Contractor: _____

## Distributed by: